



## Senior Management Programme Performance Review

Status of implementation of the 2014-2015  
work programme and budget.

09 July 2015



## Programme performance review of the 2014-2015 work programme

- ❑ Programme performance review by Senior management is a UN-Habitat requirement following the OIOS audit recommendation of 2012(?)
- ❑ Six monthly programme performance reviews are required and coincide with the mandatory monitoring and reporting timelines for the work programme in IMDIS.
- ❑ The main purpose of regular reviews of the performance of the organization are for learning, improvement and decision making
- ❑ June update marks the 18<sup>th</sup> month of the biennium

Senior Management Programme Performance review:  
July 2015

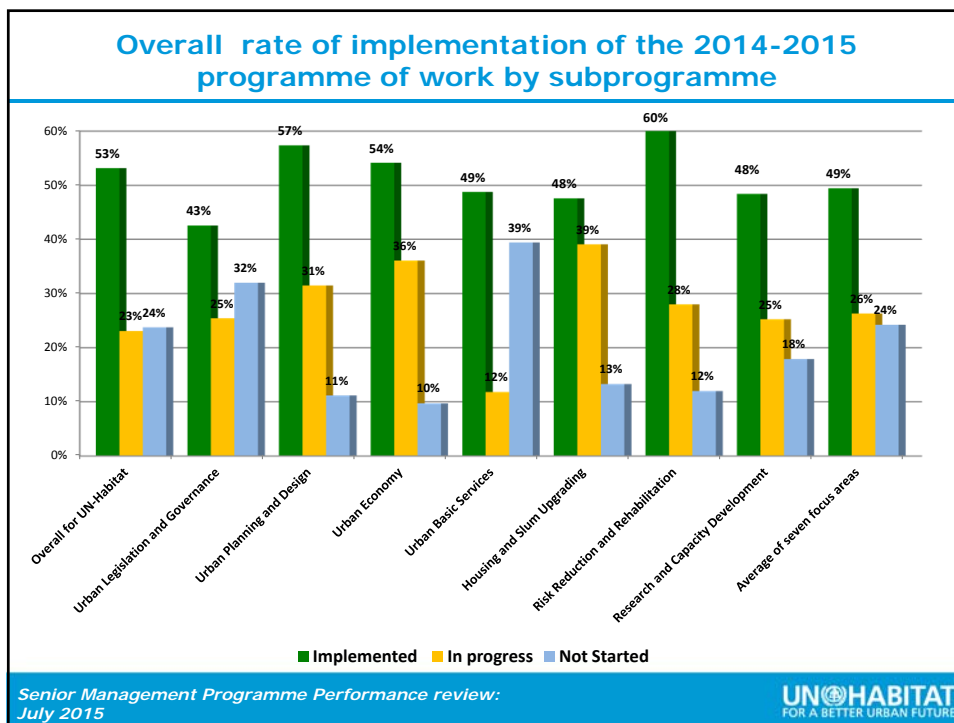
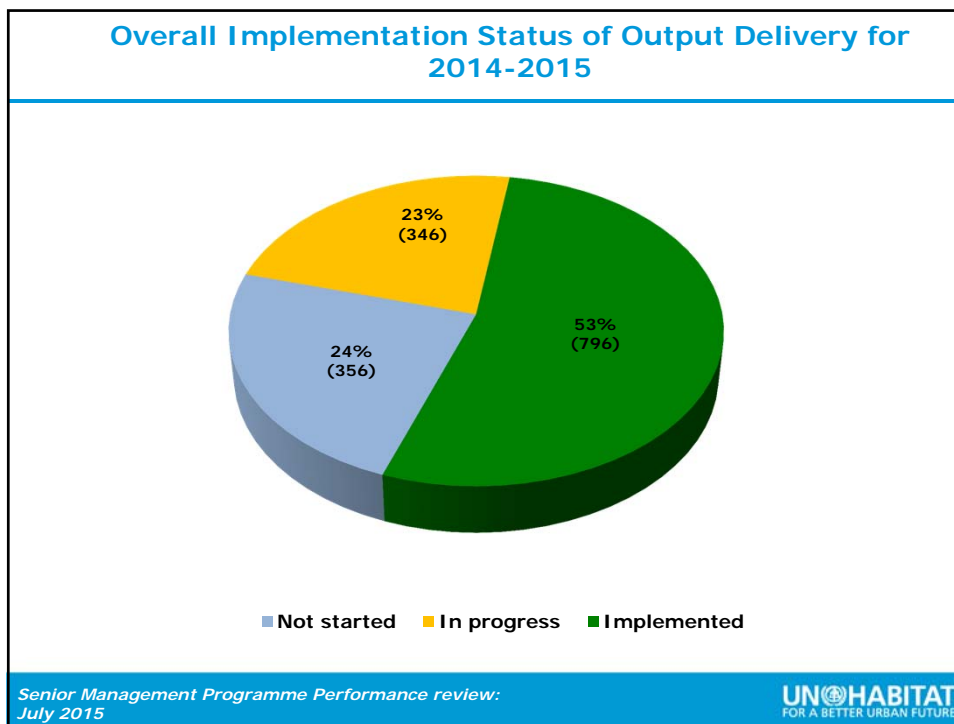
**UN HABITAT**  
FOR A BETTER URBAN FUTURE

## Summary of Status of Implementation of the biennial work programme in IMDIS (07 July 2015)

	UNIT	Total Planned Outputs	Implemented	In Progress	Not Started
	Overall for UN-Habitat	<b>1538</b>	53%	23%	24%
	Executive Direction and Management	<b>205</b>	60%	12%	28%
	Programme of Work	<b>1261</b>	49%	26%	24%
	Governing Council Secretariat	<b>72</b>	97%		3%
SP1	Urban Legislation and Governance	<b>278</b>	43%	25%	32%
SP2	Urban Planning and Design	<b>149</b>	57%	31%	11%
SP3	Urban Economy	<b>78</b>	54%	36%	10%
SP4	Urban Basic Services	<b>322</b>	49%	12%	39%
SP5	Housing and Slum Upgrading	<b>261</b>	48%	39%	13%
SP6	Risk Reduction and Rehabilitation	<b>78</b>	60%	28%	12%
SP7	Research Capacity Building	<b>95</b>	48%	25%	18%

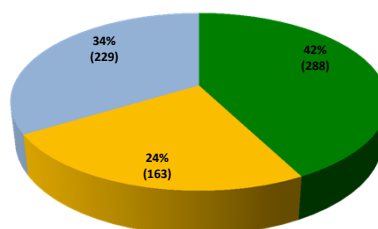
Senior Management Programme Performance review:  
July 2015

**UN HABITAT**  
FOR A BETTER URBAN FUTURE



### Summary implementation of the 2014-2015 programme of work by regions

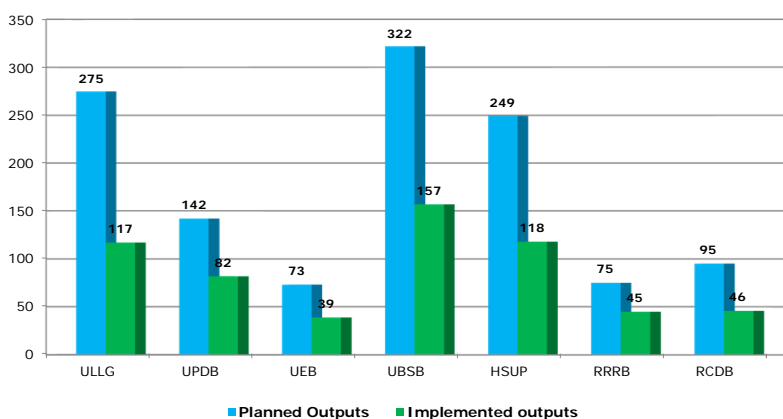
	STATUS OF IMPLEMENTATION OF OUTPUTS			
	Implemented	In Progress	Not Started	Totals
ROAP	69	29	27	125
ROAS	17	8	10	35
ROAf	126	102	125	353
ROLAC	43	20	35	98
Not disaggregated	33	4	32	69
<b>Total</b>	<b>288</b>	<b>163</b>	<b>229</b>	<b>680</b>



Senior Management Programme Performance review: July 2015



### Number of Planned versus Implemented outputs by subprogramme



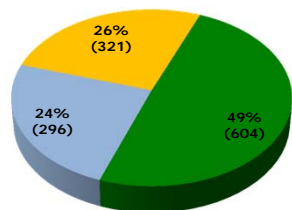
\*\*\* This does not include the additional outputs

Senior Management Programme Performance review: July 2015



## Overall status of implementation of outputs for the sub programmes

Overall implementation status



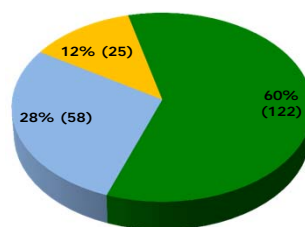
■ Not started ■ In progress ■ Implemented

Senior Management Programme Performance review:  
July 2015



## Executive Direction and Management

Overall implementation status



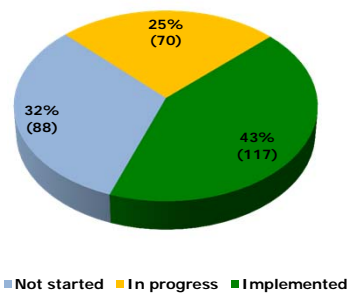
■ Not started ■ In progress ■ Implemented

Senior Management Programme Performance review:  
July 2015

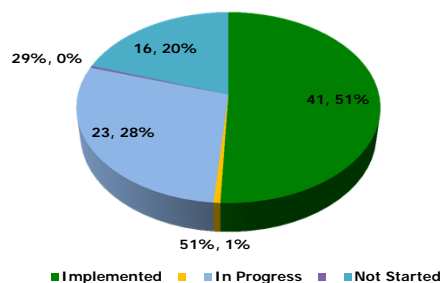


## Focus Area 1

Overall implementation status



Regional implementation status



Senior Management Programme Performance review:  
July 2015



## Focus Area 1

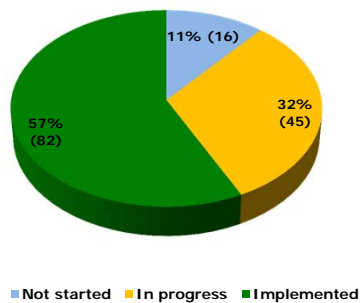
	Implemented	%	In Progress	%	Not Started	%	Totals
ROAP	7	50%	7	50%	0	0%	14
ROAS	4	40%	6	60%	0	0%	10
ROAf	16	41%	9	23%	14	36%	39
ROLAC	14	82%	1	6%	2	12%	17
<b>Total</b>	<b>41</b>	<b>51%</b>	<b>23</b>	<b>29%</b>	<b>16</b>	<b>20%</b>	<b>80</b>
<b>BRANCH</b>	<b>76</b>	<b>39%</b>	<b>47</b>	<b>24%</b>	<b>72</b>	<b>37%</b>	<b>195</b>
	<b>117</b>		<b>70</b>		<b>88</b>		<b>275</b>

Senior Management Programme Performance review:  
July 2015



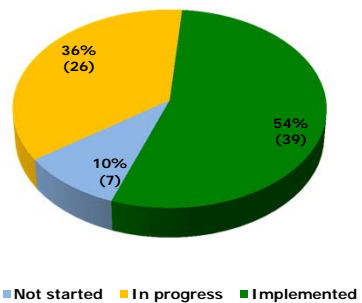
## Focus Area 2

Overall implementation status

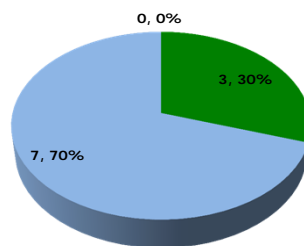


## Focus Area 3

Overall implementation status



Regional implementation status



### Focus Area 3

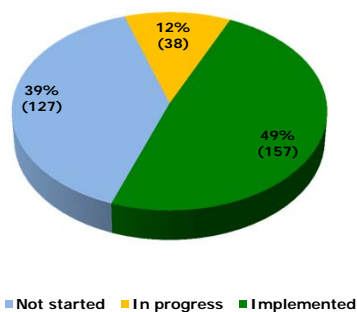
	Implemented	%	In Progress	%	Not Started	%	Totals
ROAP	1	25%	3	75%	0	0%	4
ROAS	1	50%	1	50%	0	0%	2
ROAf	0	0%	3	100%	0	0%	3
ROLAC	1	100%	0	0%	0	0%	1
	<b>3</b>		<b>7</b>		<b>0</b>		<b>10</b>
BRANCH	36	58%	19	31%	7	11%	62
	<b>39</b>		<b>26</b>		<b>7</b>		<b>72</b>

Senior Management Programme Performance review:  
July 2015

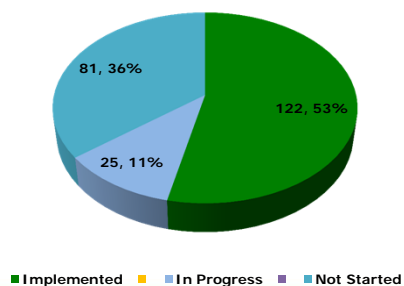


### Focus Area 4

Overall implementation status



Regional implementation status



Senior Management Programme Performance review:  
July 2015





## Focus Area 4

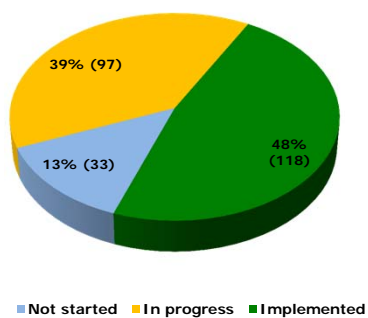
	Implemented	%	In Progress	%	Not Started	%	Totals
ROAP	29	88%	4	12%	0	0%	33
ROAS	8	47%	0	0%	9	53%	17
ROAf	70	47%	19	13%	61	41%	150
ROLAC	15	54%	2	7%	11	39%	28
	<b>122</b>		<b>25</b>		<b>81</b>		<b>228</b>
BRANCH	35	37%	13	14%	46	49%	94
	<b>157</b>		<b>38</b>		<b>127</b>		<b>322</b>

Senior Management Programme Performance review:  
July 2015

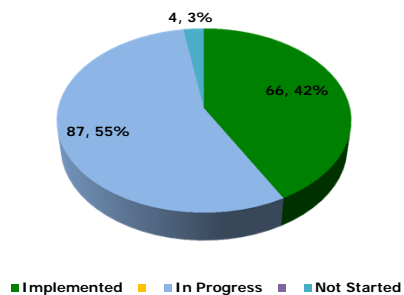
UNOHABITAT  
FOR A BETTER URBAN FUTURE

## Focus Area 5

Overall implementation status



Regional implementation status



Senior Management Programme Performance review:  
July 2015

UNOHABITAT  
FOR A BETTER URBAN FUTURE

## Focus Area 5

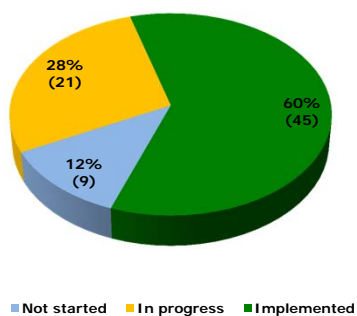
	Implemented	%	In Progress	%	Not Started	%	Totals
ROAP	16	50%	12	38%	4	13%	32
ROAS	3	75%	1	25%	0	0%	4
ROAf	35	37%	59	63%	0	0%	94
ROLAC	12	44%	15	56%	0	0%	27
	<b>66</b>		<b>87</b>		<b>4</b>		<b>157</b>
BRANCH	52	57%	10	11%	29	32%	91
	<b>118</b>		<b>97</b>		<b>33</b>		<b>248</b>

Senior Management Programme Performance review:  
July 2015

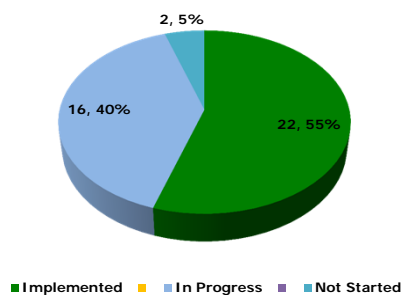


## Focus Area 6

Overall implementation status



Regional implementation status



Senior Management Programme Performance review:  
July 2015



## Focus Area 6

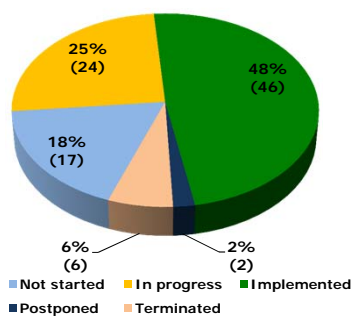
	Implemented	%	In Progress	%	Not Started	%	Totals
ROAP	16	84%	3	16%	0	0%	19
ROAS	1	100%	0	0%	0	0%	1
ROAf	4	24%	11	65%	2	12%	17
ROLAC	1	33%	2	67%	0	0%	3
	22		16		2		40
BRANCHES	23	66%	5	14%	7	20%	35
	<b>45</b>		<b>21</b>		<b>9</b>		<b>75</b>

Senior Management Programme Performance review:  
July 2015

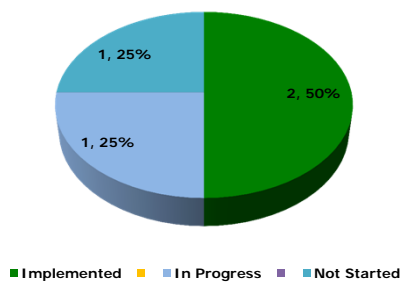


## Focus Area 7

Overall implementation status



Regional implementation status



Senior Management Programme Performance review:  
July 2015



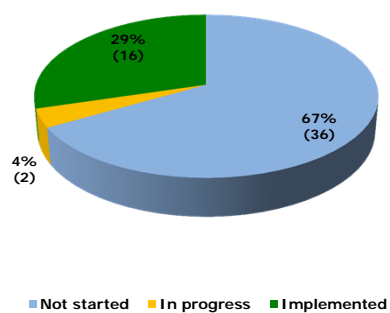
## Focus Area 7

	Implemented	%	In Progress	%	Not Started	%	Totals
ROAP	0	0%	0	0%	0	0%	0
ROAS	1	100%	0	0%	0	0%	1
ROAf	1	33%	1	33%	1	33%	3
ROLAC	0	0%	0	0%	0	0%	0
	2		1		1		4
BRANCH	44	53%	23	28%	16	19%	83
	<b>46</b>		<b>24</b>		<b>17</b>		<b>87</b>

Senior Management Programme Performance review:  
July 2015

**UNOHABITAT**  
FOR A BETTER URBAN FUTURE

## Habitat III



Senior Management Programme Performance review:  
July 2015

**UNOHABITAT**  
FOR A BETTER URBAN FUTURE

## General observations and conclusions

- ❑ Overall performance in terms of delivery of programmed outputs of 53% is below expected level of at least 70% completed by end of June of second half of biennium.
- ❑ Low delivery of output programmed under urban safety, Habitat III and for some regional offices contributed to the recorded low rates.
- ❑ The proportion of outputs reported as being in progress and those not yet started is too high with only five months to end of biennium

Senior Management Programme Performance review:  
July 2015

**UN HABITAT**  
FOR A BETTER URBAN FUTURE

## Continued...

- ❑ A total of 31 additional or unprogrammed outputs have been reported by five subprogrammes.

Senior Management Programme Performance review:  
July 2015

**UN HABITAT**  
FOR A BETTER URBAN FUTURE

